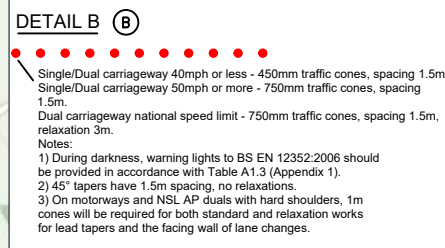
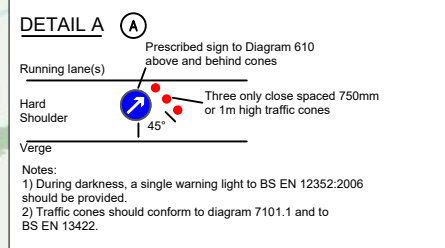


TRAFFIC MANAGEMENT SITE /TIMINGS MAY BE ALTERED TO SUIT ROAD CONDITIONS AT THE TIME OF THE SET UP

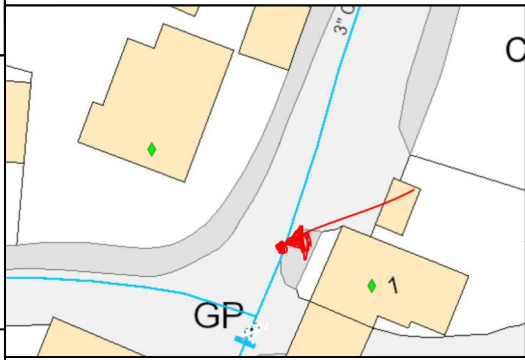


ROAD CLOSURE :

NOTES

- All traffic signs shall comply with Chapter 8 of the Traffic Signs Manual
- All traffic management equipment shall be provided by the Contractor, unless otherwise specified.
- All signs shall be positioned so as not to be obscured by any other objects and shall not obstruct any other sign, permanent or temporary as much as is reasonably practicable.
- All traffic signs shall meet the reflectorisation requirements of BS 673 : Part 6 : 1983, Table 1.
- Works Access/Egress to be positioned to suit ongoing works.

Safety Zones:
 Longways-0.5m
 Sideways-0.5m



- Additional information:**
- Is a Switch off required?:** Yes/No
Type?:
 - Is a TTRO required?:** Yes/No
Type?:
 - Any Bus Stops to be suspended?:** Yes/No
How Many?:
 - Do we need off-peak Working?:** Yes/No
Reason Why?:
 - Parking bay suspension needed?:** Yes/No
How many Bays?:

KEY

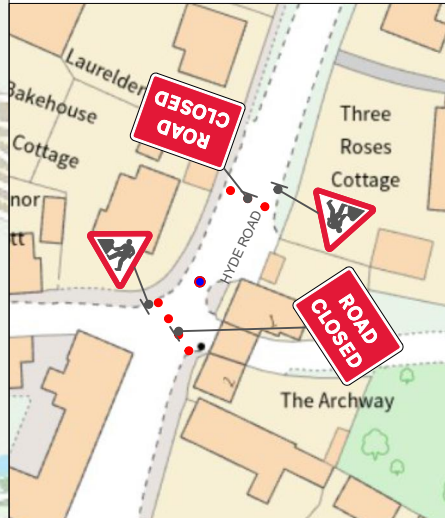
	Traffic sign		Closure		Work Area		Diversion
	Cone		Safety Zone				

WORKS ACCESS **WORKS EXIT**

Works access/ works exit to be risk assessed on site for suitability of location

Address
ARCHWAY COTTAGE, HYDE ROAD, OX12 0DX

TM Type
ROAD CLOSURE



Design: xxx	Drawn: E.POTTER	Chkd: J.BRADLEY
Date: xxx	Date: xxx	Date: xxx
Scale: NTS @ A3	Status: FOR-ISSUE	
Drawing No	TMSW3587	Rev: 1